

LIFT SERVICES

YOUR DREAM
IS OUR MISSION



SERVICES WE PROVIDE

ELEVATOR/LIFT
MODIFICATION, ALL
TYPES OF NEW LIFT
SALES, ALL LIFT
REPAIRING &
SERVICE

READ BEST TIPS REGARDING
LIFT & ELEVATOR



Our Elevator Products

HOME LIFT

PANORAMIC LIFT

HYDRAULIC LIFT

HOSPITAL LIFT

PASSENGER LIFT

GOODS LIFT



ELEVATOR TYPES

With our extensive range of elevator options and unmatched expertise, we are committed to delivering tailored solutions that exceed your expectations in terms of performance, safety, and reliability. We have a selection of different range of elevator types, each designed to provide safety, reliability, and convenience.



HOME LIFT

1

The *Home Lift* is an elevator designed for home use, providing a solution for elderly and mobility-impaired individuals to move freely and independently without the need for stairs. It is a modern product that can accommodate vertical mobility needs from the garage to the roof, allowing effortless movement.

2

PANORAMIC LIFT

Panoramic Lift are a prestigious and essential architectural feature in shopping centers, hotels, and homes, providing passengers with a comfortable and visually appealing experience as they move between floors. The panoramic view can attract more visitors and alleviate fear of confined spaces. From a commercial standpoint, these elevators can increase sales and improve a company's status.



HYDRAULIC LIFT

3

We are a top manufacturer, distributor, and exporter of high-quality *Hydraulic Lifts*. Our lifts are safe, affordable, and suitable for diverse customer needs. They are ideal for low-rise buildings and retrofitting older structures without the need for an additional machine room. Based in Odisha, we prioritize safety, functionality and customer satisfaction.



ELEVATOR TYPES



3

HOSPITAL LIFT

Hospital Lift, also known as Medical Elevators, have stainless steel interiors and subdued lighting to avoid disturbing patients. They are equipped with lower car buttons and wider doors for ease of use. Precautions are in place to ensure operation during power failures. These elevators are designed to swiftly and quietly transport patients and medical staff.



PASSENGER LIFT

4

Our *Passenger Elevators* offer high-speed performance and heavy-duty capabilities, with a load capacity ranging from 450 kg to 1600 kg, accommodating 6 to 22 people. They are suitable for a wide range of applications, including apartments, residential buildings, office buildings, hotels, shopping centers, transportation hubs, and public buildings.



5

GOODS LIFT

Goods elevators are designed to handle heavy loads with ease, making them ideal for transporting goods between different floors of a building. The dimensions of the elevator can be customized based on the capacity requirements. MountsElevators offers a wide range of custom goods elevators to accommodate various size, capacity, opening, and configuration needs.





ELEVATOR CABINS



M.S. CABIN

1



S.S. CABIN

2




S.S. GLASS

3




CAPSULE CABIN

4



GOLDEN CABIN

5



STRETCHER CABIN

6



S.S + MIRROR DESIGNER CABIN COLLECTION



MIRROR FINISH CABIN

1



SS LEAF DESIGNER CABIN

2



STAINLESS STEEL MIRROR FINISH

3



METAL FINISH STAINLESS STEEL ROSE GOLD MIRROR

4



STAINLESS STEEL MIRROR FINISH

5



MIRROR FINISH STAINLESS STEEL COMMERCIAL

6



ELEVATOR DOORS

COLLAPSIBLE DOORS

1



IMPERFORATED DOORS

2



M.S. SWING DOORS

3



MANUAL TELESCOPIC DOORS

4



GLASS AUTO DOORS

5



S.S. AUTO DOORS

6





ELEVATOR MACHINE

TRACTION

1



UPPER TRACTION

2



GEARLESS MACHINE

3



GEARLESS MACHINE

4



GEARLESS TRACTION MACHINES

5



GEARLESS LIFT MOTOR

6





ELEVATOR DOOR HEADER


STAINLESS STEEL

1



MILD STEEL

2



STAINLESS STEEL FERMATOR

3




CENTER OPENING DOOR OPERATOR

4



DOOR HEADER FOR INDUSTRIAL

5



FERMATOR LANDING DOOR

6





CONTROL PANEL



V-3F PANEL

1



HYDROLIC PANEL

2



AUTOMATIC RESCUE DEVICE

3



INTEGRATED PANEL 300+

4



CONTROLLER 1000+

5



160 INTEGRATED MRL

6



HALF BLACK-HALF SS (SS ROUND BUTTON) LOP & COP

BLACK-SS HAIRLINE

1



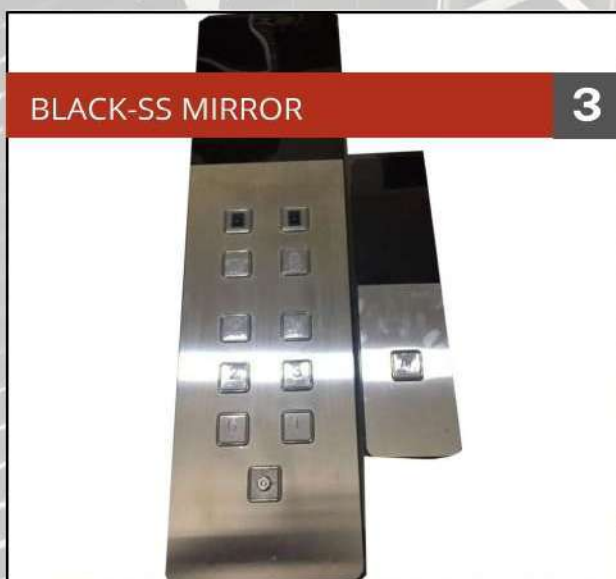
BLACK-GOLD MIRROR

2



BLACK-SS MIRROR

3



BLACK-ROSE GOLD MIRROR

4



BLACK-SS HAIRLINE

5



BLACK-GOLD MIRROR

6





SS BIG SS ROUND BUTTON - LOP & COP

SS HAIRLINE

1



SS DOTTED LINEN

2



SS MIRROR

3



SS ROSE GOLD MIRROR

4



GOODS LIFT

5



BLACK-GOLD MIRROR

6





SS SLIM BLACK ROUND BUTTON LOP & COP

SS HAIRLINE

1



SS DOTTED LINEN

2



SS GOLD MIRROR

3




SS ROSE GOLD MIRROR

4



GOODS LIFT

5



DUPLEX LOP

6





In conclusion, our dedicated team at Mounts Elevator is committed to ensuring optimal performance, safety, and reliability of your elevators. By prioritizing proactive maintenance, swift response to service requests, and leveraging cutting-edge technology, we aim to elevate your experience and provide seamless vertical transportation. As we look to the future, we remain steadfast in our mission to deliver exceptional elevator services that elevate your expectations. Thank you for entrusting us with your vertical mobility needs.

GET IN TOUCH

CONTACT US:



+91 82495 20955



+91 82495 20955



ms.mountselevator@gmail.com



www.msmountselevator.com



**First floor, Urja Bhawan, Infront of
Makneel Hospital, Pandara Chowk,
Bhubaneswar-751025.**